

LASER LABEL & WRISTBAND STORAGE and PROCESSING INSTRUCTION SHEET

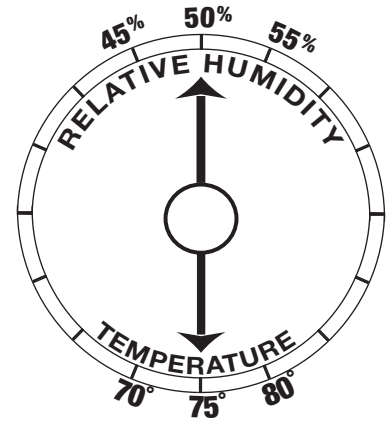
Thank you for purchasing THE ST. JOHN COMPANIES Premium Laser Products. We recommend you take the following steps to ensure the optimum processing of these laser sheets through your printer.

STORAGE AND USE INSTRUCTIONS

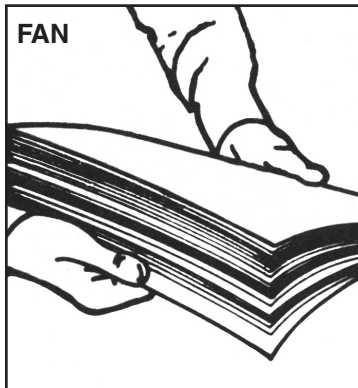
Labels and wristbands should be stored and used at 70°-80°F / 50%±5% relative humidity away from heat sources and not exposed to direct sunlight.

IMPORTANT

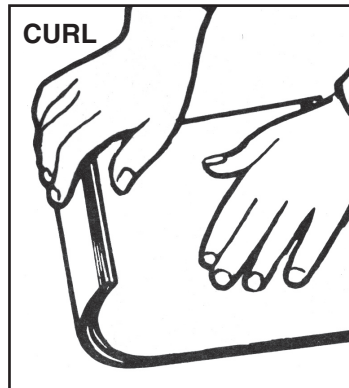
Labels and wristbands should be stored in the room in which they will be imprinted at least 48 hours prior to running for proper conditioning.



LOADING INSTRUCTIONS



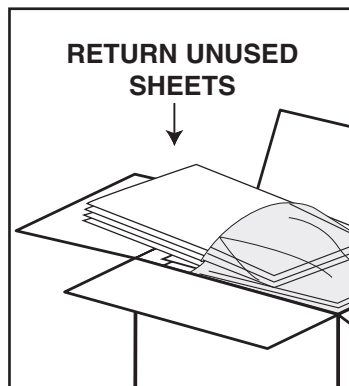
1. Remove the sheets from the protective plastic bag. Fan the label sheets on all four sides. Note: when fanning, do so with backing liner side up.



2. If a curl toward the backing liner side is evident, bend the sheets toward the face to flatten the sheets before loading. Discard the top and bottom sheets, which may have a static charge. Discard any sheets with bent edges, or any that are otherwise visibly damaged.



3. Load sheets according to the instructions in your laser printer operator manual. Printer manufacturers have specific trays that are designated and designed for label use.



4. Upon completion of tray loading, return any unused sheets to the protective bag until you are ready to load the tray again.

To reorder or if you have any questions, contact customer service at: **(800) 435-4242** or visit us online: **www.stjohninc.com**

For frequently asked questions regarding laser labels, visit our website at: **www.stjohninc.com/techhelp.htm**



ONLINE: www.stjohninc.com • PHONE: (800) 435-4242 • FAX: (800) 321-4409
MAIL: 25167 Anza Drive, Valencia, CA 91355 • EDI: via Global Healthcare Exchange

