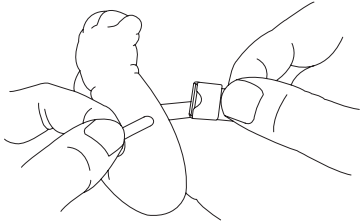
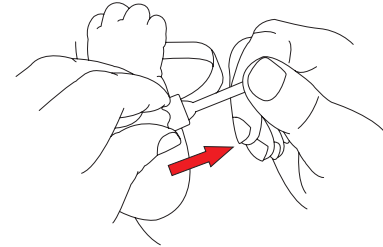


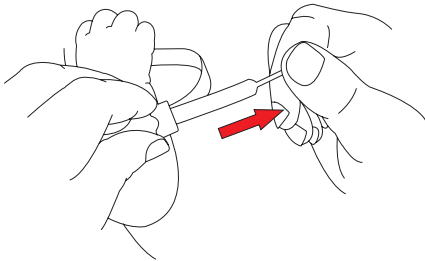
Readjustable Clasp Closure Instruction Sheet



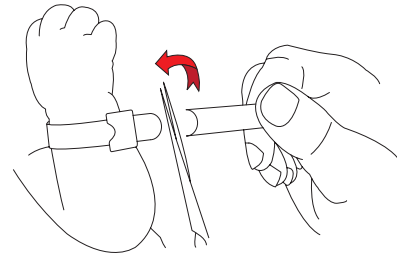
1 Holding the tail very close to the tip, line up the tip with the center of the clasp and thread the tip through.



2 Once the tip is through the clasp, pull the strap through.



3 Adjust the strap for a secure yet comfortable fit.



4 Cut excess off with scissors.