

SAVE time, money and increase patient safety!

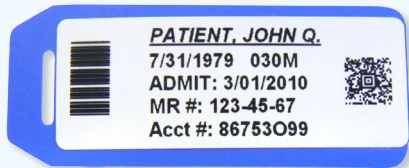
Consolidate your Bio-logics blood and your main admit band into **ONE** by simply adding a label.

It's easy to promote **positive patient identification:**

- Re-band at bedside without leaving your patients unidentified
- Generate blood, specimen and chart labels directly at bedside
- Easily apply a barcode label to your Bio-logics band
- Bio-logics bands have flat durable surface for excellent first time scan grades
- Latex-free

STEP 1

Apply barcode label to the back of the Bio-logics blood band card.




Back side of blood card.



Your current blood band.

STEP 2

Flip card over when assembling to use as an admission wristband.



Back of card allows you to keep your unique identifier for use in the lab.


STEP 3

Apply In-A-Snap® alert clasps to your Bio-logics blood band.



In-A-Snap® alert clasps are fast becoming the #1 choice for consolidating your admit and alert wristbands into one!

Generate barcode labels at bedside for your Bio-logics Blood Card



Cat. No. 51494M

Cat. No. 51492VMMM

Paper/poly combination laser sheet
(Poly label for use on blood card)

Direct thermal
label roll

In-A-Snap® Alert Clasps consolidate Admit and Alert wristbands into one.



Cat. No. WBCLASP-AL5



Cat. No. WBCLASP-FR3



Cat. No. WBCLASP-DN8



Cat. No. WBCLASP-NL4



Cat. No. WBCLASP-LA7

U.S. Patent No. 7,631,449

- Eliminates the risk of multiple alert wristbands becoming obscured
- Patented interleaving design consolidates your admit and alert wristbands into one
- Combines colors and words to meet your state's standardization requirements
- Clinically safe - Latex and phthalate-free
- Customization available

To SAVE time, money and increase patient safety, contact...

Laci Strong (800) 435-4242 ext. 1551 or email lstrong@stjohninc.com.